SkyFrame™

SYSTEM BROCHURE · ROOF TERRACES, PODIUMS & BALCONIES

SkyFrame Roof Terrace System

A bespoke galvanised steel frame, measured and made off-site to fit your roof, giving a level, structurally strong base for any finish, without touching the waterproofing.



HELLO@SKYFRAMESYSTEMS.COM WWW.SKYFRAMESYSTEMS.COM 02476 422 580

Built Around Your Roof

Every SkyFrame is designed for its project. The frame levels out roof falls, steps round pipework and services, and carries planters, seating and pergolas, all without penetrating the waterproof membrane.

Frames are measured and manufactured off-site from hot-dip galvanised steel, then delivered ready to install. Because every level is planned ahead, installation on site is fast and clean, and different finishes meet at exactly the right height.

FIRE RATING	WARRANTY	WATERPROOFING	MANUFACTURE
Euroclass A1	25 years*	Zero penetration	Made in Britain

Fast install

Modular, pre-manufactured components that go in quickly on site.

Off-site manufacture

Accurate frames, made in the factory, with minimal site disruption.

Zero penetration

Supports structures without piercing the waterproofing.

Wind uplift

TileTite bonding, tested to 6 kPa, for exposed roofs and tall buildings.

Water harvesting

Free drainage beneath, with an optional system for drainage and reuse.

Non-corrosive

Hot-dip galvanised steel, built for a long, low-maintenance life.



02 WHICH SYSTEM?

SkyFrame or Pedestals

SIMPLE, SINGLE-LEVEL AREAS

Pedestals

For paving or tiles on one level, where no frame is needed. VertaLok (37–1016 mm) or low-profile MicroLok (12–44 mm) pedestals sit straight on the roof and take out the falls.

- One surface, one level
- Paving and tiles
- Low build-up

MULTIPLE SURFACES AND LEVELS

SkyFrame

Where a terrace mixes surfaces, steps, planters or seating, SkyFrame excels. Every level is planned and made ahead, so it goes in fast on site.

- Mixed surfaces and levels
- Steps, planters, pergolas
- All planning done ahead

03 HOW IT IS BUILT

One Structure, Any Finish





01	Your chosen finish: porcelain, concrete pavers, stone setts, resin or GreenCore grass
02	AlignPad spacers or a steel BaseBoard, depending on the finish
03	SkyFrame hot-dip galvanised steel frame (50 / 75 / 100 mm), set level on a modular grid
04	VertaLok or MicroLok adjustable pedestals, taking out roof falls and level changes
05	BasePad under every pedestal, spreading the load and protecting the membrane
06	Waterproofing (by others), left untouched

Loads, spans and pedestal heights are confirmed for each project to the structural engineer's requirements.

01 · SEND DRAWINGS

Send us your roof drawings, falls and the finishes you have in mind.

02 · WE DESIGN

We recommend a build-up, with heights, weights and a quantity schedule.

03 · MADE & INSTALLED

Frames are made off-site and delivered ready for a fast installation.

Six Finishes, One System

Every finish has its own tested build-up, and they can sit side by side on the same frame, finishing at the same level with no trip edges.

FINISH	THICKNESS	BUILD-UP FROM	WEIGHT KG/M²	SITS ON	BEST FOR
Porcelain	20 mm	88 mm	55–70	SkyFrame or pedestals	Low-maintenance terraces
Concrete pavers	50 mm	118 mm	≈ 125–140	SkyFrame or pedestals	Busy communal areas
Natural stone slabs**	30 mm	42 mm	≈ 84 (stone)	Pedestals	Classic paving, fully calibrated slabs only
Stone setts**	30 mm	90 mm	≈ 105–120	SkyFrame and BaseBoard	Detailed, mixed designs
Resin	24 mm	88 mm	70–85	SkyFrame and BaseBoard	Seamless paths and borders
GreenCore grass	35 mm pile	123 mm	≈ 64–80	SkyFrame (porcelain base)	Lawns and play areas

Build-up heights run from the roof to the finished surface. Weights are for the surface and frame where used, excluding pedestals. Values marked ≈ are typical and confirmed per project.

**Natural stone and setts: the specification depends on the stone chosen and is confirmed per project. Figures shown are based on a standard basalt or limestone.

NATURAL STONE ON ROOFS

Natural stone slabs laid on pedestals must be fully calibrated to an even thickness. Stone setts are bonded to the steel BaseBoard and grouted, so they can be used with the SkyFrame build-up.



MIXED FINISHES, FINISHING LEVEL



SETTS ON BASEBOARD OVER SKYFRAME

05 COMPONENTS

What Makes Up the System



VertaLok

Adjustable pedestals, 37–1016 mm, 15 kN, with 0–5% slope correction.

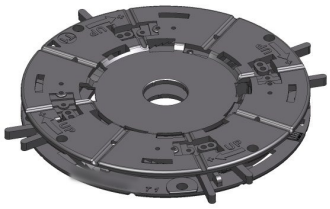

MicroLok

Low-profile pedestals, 12–44 mm, 20 kN, for shallow build-ups.



BasePad

Under every pedestal, spreading the load and protecting the waterproofing.



AlignPad

6 mm spacer that keeps tiles aligned and leaves a drainage void.



TileTite

Patent-pending wind-uplift adhesive, bonding each tile to its AlignPad.



BaseBoard

1.6 mm galvanised steel board, carrying resin and stone setts.

06 TESTED

Performance

PROPERTY	RESULT	NOTES
Wind uplift	6 kPa	Porcelain on SkyFrame with TileTite, EOTA TR 005 pass (Lucideon)
TileTite pull-off after ageing	1,007–1,245 kgf	On metal pedestals (Intertek, ISO 4892-3 / TR 024)
Reaction to fire	Euroclass A1	Non-combustible
Roof fire rating	BROOF(t4)	BS EN 13501-5
Imposed load	4.0 kN/m²	Communal and commercial terraces

Full test references are given on each build-up's data sheet.



07 NEXT STEPS

Planning a Roof Terrace?

Send us your drawings and we will recommend a build-up, with heights, weights and a quantity schedule. Free samples of every finish are available to order online.

SkyFrame™

PHONE

02476 422 580

EMAIL

hello@skyframesystems.com

OFFICE

204 Duggins Lane, Tile Hill, Coventry, CV4 9GP

ONLINE

skyframesystems.com/resources
Build-up data sheets, test reports and BIM files

skyframesystems.com/shop
Order free samples of every finish

skyframesystems.com/surfaces
Compare finishes, heights and weights

*25-year warranty valid with the complete SkyFrame System. We reserve the right to make product changes; errors and misprints excepted. Version 11/26.